

20KPxxCA SERIES

V_R : 20 - 300Volts

P_{PK} : 20,000 Watts

FEATURES :

- * Glass passivated junction chip
- * Excellent Clamping Capability
- * Fast Response Time
- * Low Zener Impedance
- * Low Leakage Current
- * Fast Response Time : typically less than 1.0ps from 0 volt to BV, Bidirectional less than 10ns
- * High temperature soldering guaranteed : 265°C/10 second
0.375", (9.5mm) lead leagth.
- * **Pb / RoHS Free**

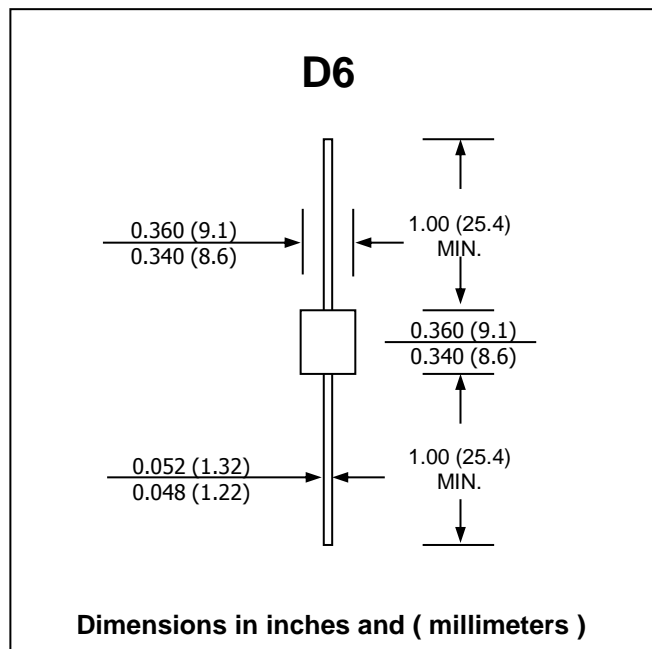
MECHANICAL DATA

- * Case : Void-free molded plastic body
- * Epoxy : UL94V-0 rate flame retardant
- * Lead : Axial lead solderable per MIL-STD-202,
Method 208 guaranteed
- * Polarity : Color band denotes cathode end
- * Mounting position : Any
- * Weight : 2.1 grams

MAXIMUM RATINGS (T_a = 25°C)

Rating	Symbol	Value	Unit
Peak Pulse Power Dissipation (10X1000μs, see Fig.1)	P _{PK}	20,000	W
Steady State Power Dissipation	P _D	8.0	W
Operating and Storage Temperature Range	T _J , T _{STG}	- 55 to + 175	°C

BI-DIRECTION TRANSIENT VOLTAGE SUPPRESSORS



ELECTRICAL CHARACTERISTICS (Rating at 25 °C ambient temperature unless otherwise specified)

Type No.	Reverse Stand Off Voltage	Breakdown Voltage @ I_T		Maximum Reverse Leakage @ V_R	Maximum Clamping Voltage @ I_{PP}	Maximum Peak Pulse Current
	V_{WM}	V_{BR} (V)	I_T	I_R	V_C	I_{PP}
	(V)	Min.	(mA)	(μ A)	(V)	(A)
20KP20CA	20	22.34	50	5000	36.8	548.9
20KP24CA	24	26.81	50	5000	41.2	490.3
20KP26CA	26	29.04	50	2000	44.7	451.9
20KP28CA	28	31.28	50	1000	48.0	420.8
20KP30CA	30	33.51	5	250	51.5	392.2
20KP32CA	32	35.74	5	150	54.3	372.0
20KP34CA	34	38.00	5	50	57.5	351.3
20KP36CA	36	40.20	5	20	61.5	328.5
20KP40CA	40	44.70	5	15	67.8	297.9
20KP44CA	44	49.10	5	2	72.7	277.9
20KP48CA	48	53.60	5	2	79.4	254.4
20KP52CA	52	58.10	5	2	85.8	235.4
20KP56CA	56	62.60	5	2	92.6	218.1
20KP60CA	60	67.00	5	2	97.6	207.0
20KP64CA	64	71.50	5	2	104.0	194.2
20KP68CA	68	76.00	5	2	110.0	183.6
20KP70CA	70	77.80	5	2	114.0	177.2
20KP72CA	72	80.40	5	2	116.0	174.1
20KP80CA	80	89.40	5	2	130.0	155.4
20KP88CA	88	98.30	5	2	142.0	142.3
20KP96CA	96	107.20	5	2	155.0	130.3
20KP104CA	104	116.20	5	2	168.0	120.2
20KP112CA	112	125.10	5	2	182.0	111.0
20KP120CA	120	134.00	5	2	194.0	104.1
20KP132CA	132	147.40	5	2	213.0	94.8
20KP144CA	144	160.80	5	2	232.0	87.1
20KP160CA	160	178.70	5	2	258.0	78.3
20KP172CA	172	192.10	5	2	277.0	72.9
20KP180CA	180	201.10	5	2	291.0	69.4
20KP192CA	192	214.50	5	2	309.0	65.4
20KP204CA	204	227.90	5	2	329.0	61.4
20KP216CA	216	241.30	5	2	348.0	58.0
20KP232CA	232	259.10	5	2	374.0	54.0
20KP240CA	240	268.10	5	2	387.0	52.2
20KP256CA	256	286.00	5	2	412.0	49.0
20KP280CA	280	312.80	5	2	451.0	44.8
20KP300CA	300	335.10	5	2	483.0	41.8

Note: (1) For parts without A, the V_{BR} is $\pm 10\%$ and V_C is 5% higher than with A parts.
(2) For bidirectional type having V_{WM} of 40 volts and less, the I_R limit is double.

RATING AND CHARACTERISTIC CURVES (20KPxxCA SERIES)

FIG.1 - PULSE WAVE FORM

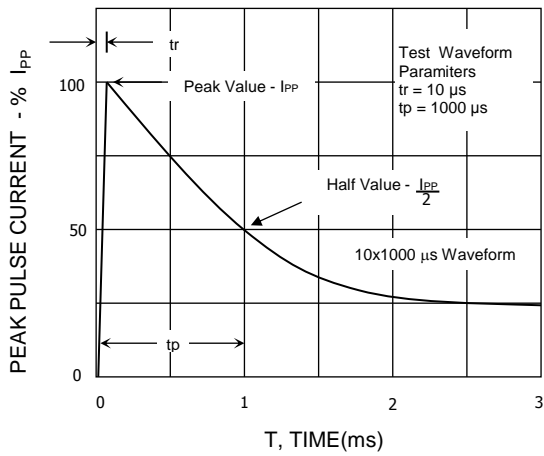


FIG.2 - PEAK PULSE POWER VS. PULSE TIME

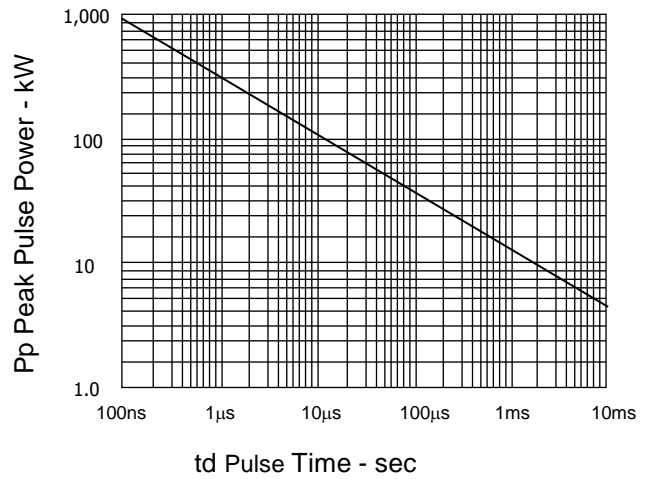


FIG.3 - MAXIMUM NON-REPETITIVE PEAK FORWARD SURGE CURRENT

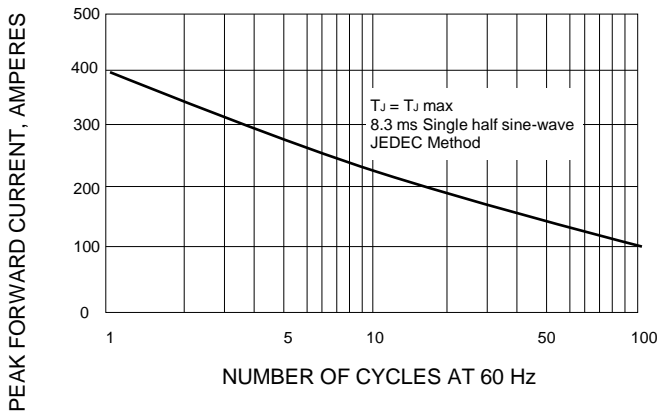


FIG.4 - PULSE DERATING CURVE

